

## Standard Preparation Hand Wash Basin - Freestanding, Knee-operated with Waste Bin

ITEM # \_\_\_\_\_

MODEL # \_\_\_\_\_

NAME # \_\_\_\_\_

SIS # \_\_\_\_\_

AIA # \_\_\_\_\_


**132954 (NHWSB40)**

 Free-standing Hand Wash  
 Basin with waste Cabinet,  
 knee-operated, 1 bowl,  
 Mixer spout and drain hole

### Short Form Specification

**Item No.** \_\_\_\_\_

Made from 304 AISI stainless steel. Integral radiused rear upstand, knee-operated. Waste cabinet with hinged door and handle incorporates a support frame for waste bags. Bowl mm340x365x155h with mixer spout and drain hole.

### Main Features

- Sturdiness, stability and reliability of table accurately tested.
- Easy to clean thanks to the rounded bowl and corners.
- Washbasin can be equipped with a wall panel plus paper and soap dispensers as optional extras.

### Construction

- Wide range of taps are available to suit every need.
- 100 mm upstand with 10 mm radiused corner and 13 mm deep, designed to be used against a wall.
- Mixer spout, ½" in diameter and drain hole supplied as standard.
- Constructed entirely in 18/10 stainless steel.
- Sound deadened pressed bowl with rounded corners and all-round lip to prevent overspill.
- Rear upstand 30 mm in height and 1.5 mm thick.
- Syphon included in the delivery.
- Equipped with a front cabinet to store waste.

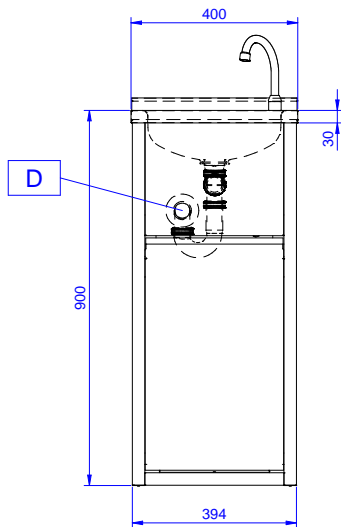
**APPROVAL:** \_\_\_\_\_



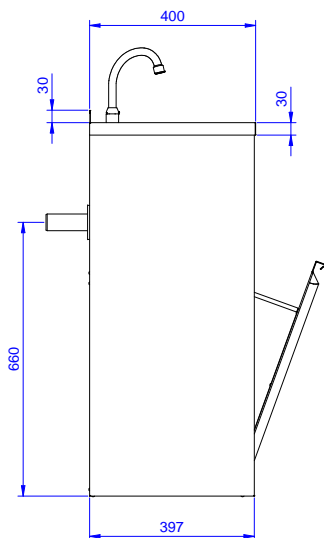
**Electrolux**  
PROFESSIONAL

## Standard Preparation Hand Wash Basin - Freestanding, Knee-operated with Waste Bin

Front

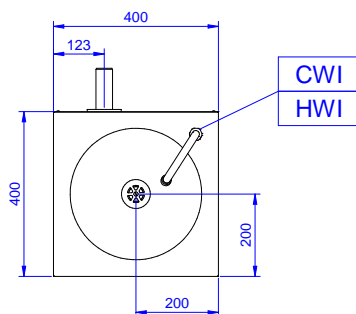


Side



CWI = Cold Water inlet 1 (cleaning)  
D = Drain  
HWI = Hot water inlet

Top



### Water:

Inlet water line size: 1/2"  
Incoming Cold/hot Water line size: 1/2"  
Water drain outlet size: 1 1/2"

### Key Information:

External dimensions, Width: 400 mm  
External dimensions, Depth: 400 mm  
External dimensions, Height: 900 mm  
Upstand Dimensions, Height: 30 mm  
Upstand Dimensions, Depth: 1.5 mm  
Upstand Dimensions, Radius: 90°  
Bowls number: 1  
Bowl dimensions: 340x365xH155  
Worktop thickness: 30 mm  
Net weight: 20 kg

Standard Preparation  
Hand Wash Basin - Freestanding, Knee-operated with Waste Bin

The company reserves the right to make modifications to the products without prior notice. All information correct at time of printing.

2025.05.19